

# CONSTRUCTION SELECTION GUIDE




# BRICKS

Brickwork

A choice of bricks from PGH – Townhouse, Desert and Dark & Stormy ranges.



Gibson



Red Gum



Sinai

Desert



Dorset



Hampshire



Kent




Surrey

Townhouses



Lightning



Monsoon



Thunder



Whirlwind



Zephyr

Dark & Stormy

## SELECTION GUIDE

Deviations from these will result in a variation being raised for your project.

# EXTERNAL




Windows	Aluminium windows with a choice of Colorbond colours from A&L Windows
Fascia/Gutter	Colorbond finish in a choice of colours
Roof	Concrete roof tiles / Colorbond with sarking under
Eaves	Painted FC sheet
Downpipes	Painted PVC to match Colorbond colour
Façade	Finishes are as per façade chosen and noted in your tender
Alfresco	Set plasterboard to suit external application
Garage Door	Sectional overhead door with with 2 no. Merlin remote controls – selection of Colorbond colours
Driveway	Colour-on concrete driveway

Window, Fascia/Gutter and Colorbond Roof colours:



Monier Horizon roof tile colours:



Deviations from these will result in a variation being raised for your project.

# GARAGE DOORS




- 2 no. Merlin remote controls
- 1 no. Merline wall control


## Door Profiles




Slimline




Flatline



Glacier



Ranch




Heritage

## SELECTION GUIDE

Deviations from these will result in a variation being raised for your project.

# GARAGE DOOR COLOURS


## Colorbond® Standard Colours



## Colorbond® Matt Range



### Timber Selection - upgrade options



Deviations from these will result in a variation being raised for your project.

# EXTERNAL

- Entrance Door Door up to 1200mm in width - Hume Newington with clear or translucent glazing
- Door Handle Back to back pull handle (450mm) with Gainsborough deadbolt
- Laundry Door Hume XF3 with clear or translucent glazing
- Door Handle Gainsborough entrance set with single cylinder deadbolt



XN1



XN5



XF3



Urban Aurora

Contemporary

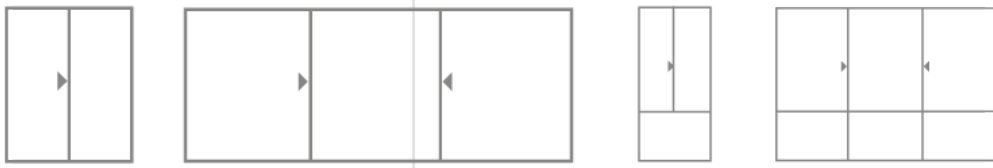
Traditional

## SELECTION GUIDE

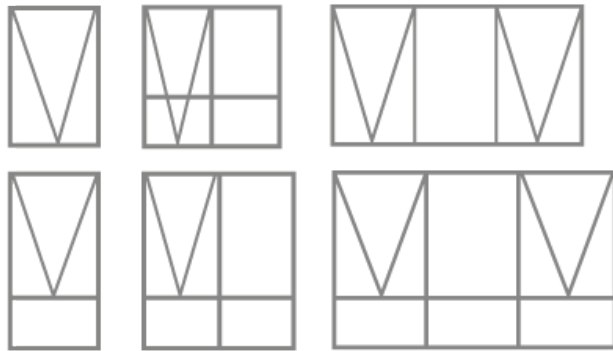
Deviations from these will result in a variation being raised for your project.

# WINDOWS

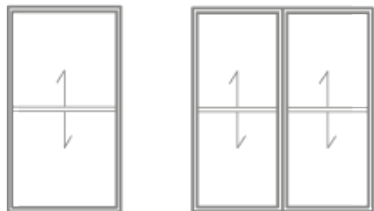
## Sliding Windows





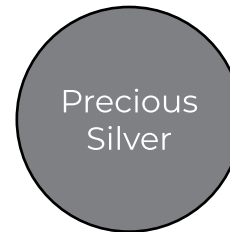
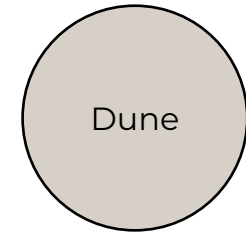

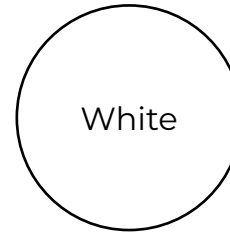
## Awning Windows



## Double-hung Windows



Available colours to choose from:



Deviations from these will result in a variation being raised for your project.

# SLIDING DOORS

Sliding Doors



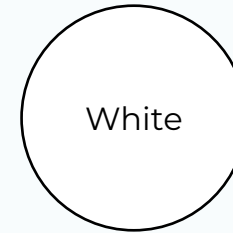
Stacking Doors




Bi-parting Doors



Available colours to choose from:



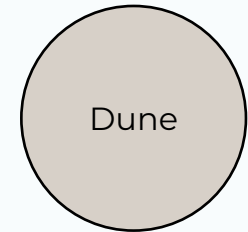
White



Surfmist



Shale Grey



Dune




Precious  
Silver



Woodland  
Grey



Monument



Black

**SELECTION  
GUIDE**

Deviations from these will result in a variation being raised for your project.




# INTERNAL DOORS

Internal Doors Hume™ flush panel doors  
Door Furniture Gainsborough™ lever handles

*Gainsborough*  
ENTER WITH STYLE™



PRE1 (SG15)



HA4 Accent



Amelia



Bailey



Carla



Florence



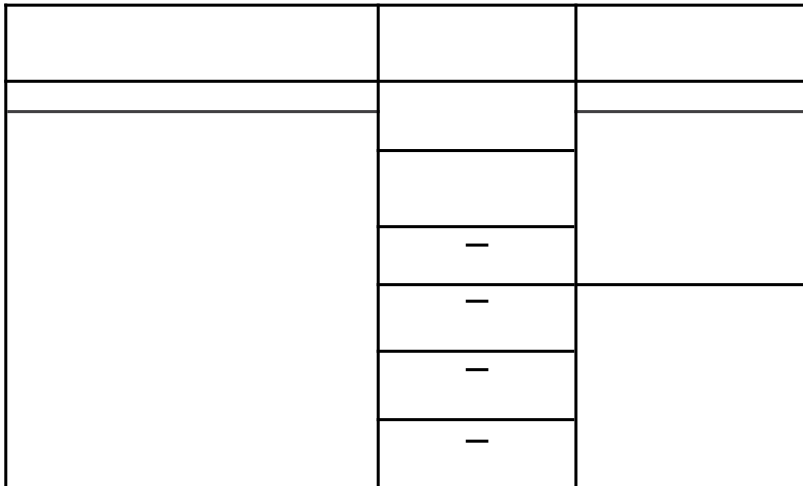
Olive

Deviations from these will result in a variation being raised for your project.

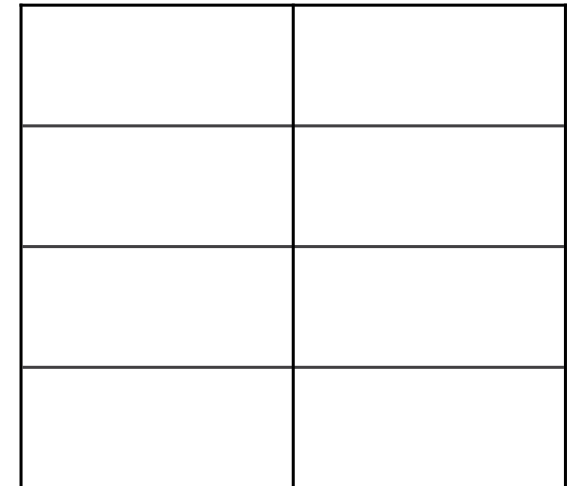
# WARDROBES & LINENS

- Built-in and walk in wardrobes include one (1) set of drawers, shelving and hanging rail
- Linen cupboards include four (4) white melamine shelves
- Sliding robe doors to wardrobes are mirrored with bright chrome finish
- Sliding linen doors are mirrored glass with bright chrome finish

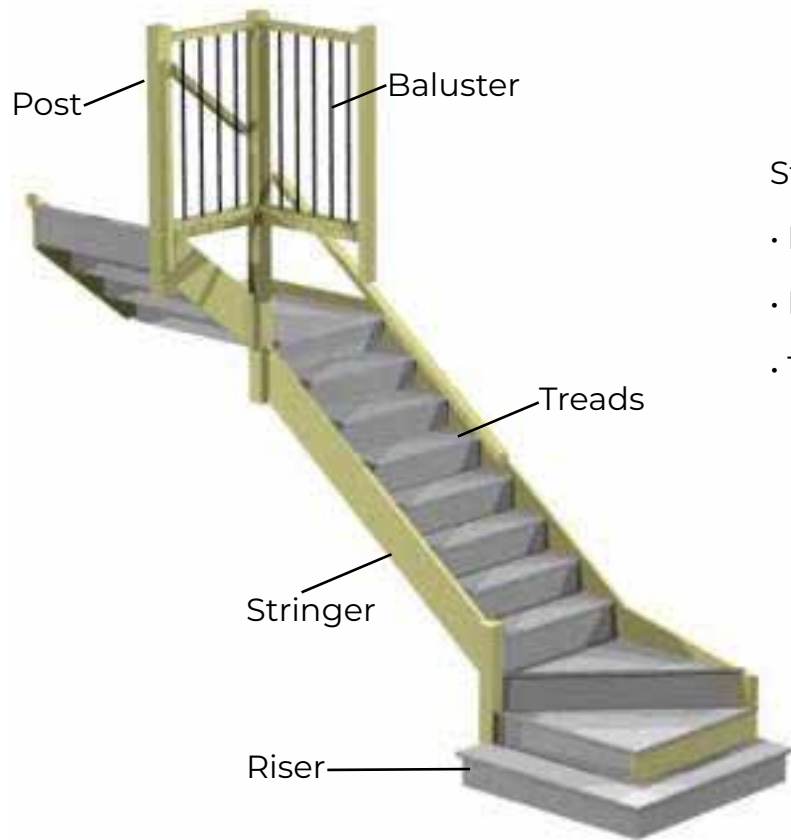
Layout of a regular Walk-in wardrobe



Layout of a regular Linen



# STAIRCASE



Standard staircases by Stairman™ include:

- MDF rises and treads
- Hybrid or carpeted flooring
- Timber handrail and balustrade

If a balcony is included in plans, it includes:

- Glass balustrade with stainless steel spigots
- Tiled floor with skirting tiles
- Waterproofing as per the BCA standard

## Stairman



Deviations from these will result in a variation being raised for your project.

# FLOORING

We will be setting up an appointment for you to visit the showroom and pick the flooring for the main living areas and the wet areas, balcony, porch and alfresco.

## OPTION 1

Kodiak Hybrid flooring to ground floor, with hybrid / carpet to first floor including staircase



Unit 4, 28 Orange Grove Rd, Warwick Farm NSW 2170

Phone: 0497 888 628

Ash



Blackbutt



Cascade



Howlite



Scenic



Shale



Spotted Gum



Straw





## SELECTION GUIDE

Please refer to your tender for flooring allowances. Deviations from these will result in a variation being raised for your project.

# FLOORING

## OPTION 2

Tiles to ground floor, with carpets to first floor including staircase



The tile selection will take place at ShowTile - with a prior appointment.

# SHOW TILE


65 Canterbury Road Bankstown NSW 2200  
Phone: 02 9709 5836

Clients will be choosing tiles not just for the flooring, but for the wet areas, porch, balcony, alfresco and splashback areas - based on plans.



# KITCHEN

- 20mm AC Stone (Standard & Premium Range) kitchen benchtop
- 20mm AC Stone (Standard & Premium Range) island bench to be 2200x900mm in dimension



Alpine Snow



Daisy



Diamond Black



Diamond White



Magnolia



Pearl Sand



Grigio Concrete



Silk White



White Canvas

- Polyurethane kitchen cupboards and drawers
- Tiled splashback
- Internal carcass material - 16mm White HMR
- External door and panel material - 18mm flat panel polyurethane with satin finish
- Base cabinet handles - Shark edge finger pull
- Wall cabinet handles - 20mm Overhang finger pull
- Hinge hardware - Blum Inserta soft close
- Drawer hardware - 6 no. pull-out drawers, Blum Antaro soft close, 1 no. cutlery tray, 1 no. fully integrated twin pull-out bin
- Double-bowl undermount kitchen sink



63 Fairford Rd, Padstow NSW 2211  
Phone: 02 9709 6809


**SELECTION  
GUIDE**

Deviations from these will result in a variation being raised for your project.

# APPLIANCES



900mm  
Westinghouse Oven



900mm Westinghouse  
Gas Cooktop



900mm Westinghouse  
Slideout Rangehood



600mm Westinghouse  
Freestanding Dishwasher



Forme Double Bowl  
Undermount Sink



Phoenix Slimline  
Gooseneck Sink Mixer

**Harvey Norman**  
COMMERCIAL DIVISION

15-21 Atkinson Road, Taren Point NSW 2229  
Phone: (02) 9710 4155

Deviations from these will result in a variation being raised for your project.

# PC ITEMS

Forme wall hung vanities with single finger-pull soft close drawer. Select from 4 Stone colours, 4 cabinet finishes and various basins. The size of the vanity is determined by the plans.



Pluto

Luna

Comet



Organic Oval



Atom



Atlas



Phoenix Vivid Slim Basin Mixer



Phoenix Vivid Slimline Shower/Bath Mixer



Phoenix Vivid Slimline Bath Spout

## SELECTION GUIDE

Deviations from these will result in a variation being raised for your project.



# PC ITEMS



Phoenix Pina Twin Shower on Rail

- Each bathroom and ensuite will also include
- a semi-frameless shower
  - a tiled shower niche
  - a tile-insert smart waste
  - a frameless mirror to suit the vanity.



IXL Tastic Easy Duct Triumph-Heat Light Fan Combo



Phoenix Radii Double Towel Rail



Seima Syros 105 1700mm Oval Freestanding Bath



Phoenix Radii Toilet Roll Holder



Seima Modia Back to Wall Toilet Suite

Deviations from these will result in a variation being raised for your project.

# LAUNDRY

40 Litre Standard  
Laundry Tub & Cabinet



Phoenix Ivy MKII  
Sink Mixer



Rheem™ 26 Litre  
Instantaneous Gas Hot  
Water System

# ELECTRICAL ITEMS

- Clipsal switches all through the house
- 1 no. Fanlight combo to each of the bedrooms
- 3 no. TV points
- 3 no. data points
- 30 no. downlights
- 2 no. double power outlets to each bedroom
- 2 no. up-down lights to façade
- Actron air conditioning unit with 4 zones and 1 no. controller
- NBN ready installation



Deviations from these will result in a variation being raised for your project.



**MEMBER**

Riverview Homes Pty Ltd. | [info@riverviewhomes.com.au](mailto:info@riverviewhomes.com.au) | 0413 536 045  
3A/49 The Northern Road, Narellan NSW 2567 | ABN 52 165 715 480 | BLIC: 360548c

Note: Decor items, brick upgrades, upgraded facades, eaves, applied finishes, roof upgrades, alarm, dishwasher, air conditioner, spa, built in furniture, floor coverings, light fittings, kitchen and bathroom upgrades, downlights, fireplace, bi-fold doors, feature walls, window coverings, landscaping, external paving, irrigation, decking, retaining walls, pergolas, clothes line, CBUS and rainwater tanks are not included. Unless noted, no concrete slab or pad will be provided to any external areas. All drawings are for illustrative purposes and should be used as a guide only, it is the customer's responsibility to confirm working drawings. Riverview Homes reserves the right to revise specifications, prices and use alternative suppliers without notice or obligation.